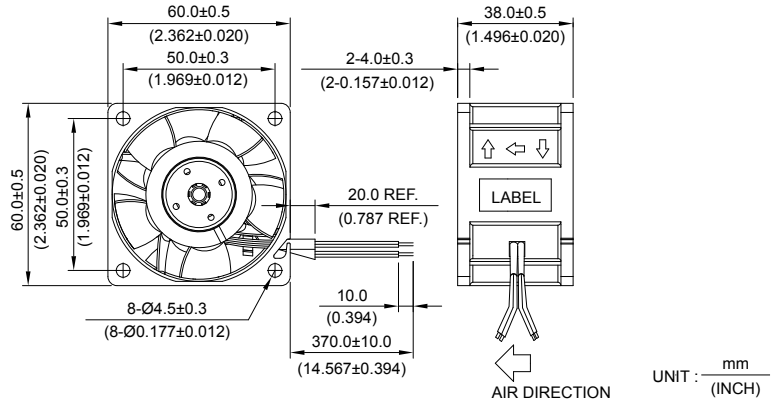


New



GFB 60 x 60 x 38 MM SERIES

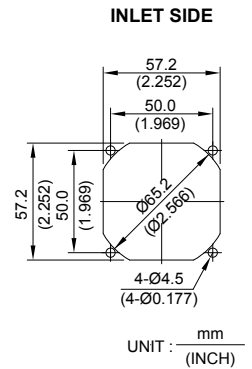
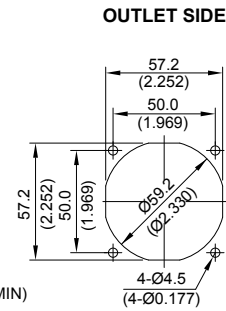
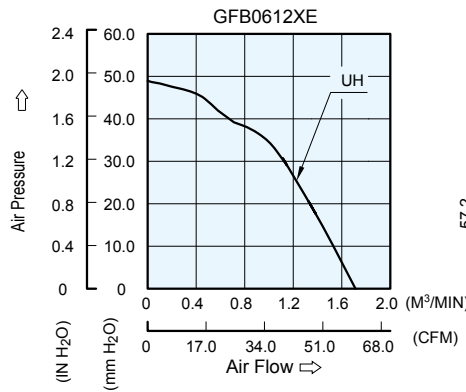
DIMENSIONS DRAWING



- * Bearing Type
Ball Bearings
- * Material
Impeller & Frame : Plastic (UL 94V-0)
- * Lead Wires :
UL 1061 AWG #24 OR Equivalent
Red And Orange Wire Positive(+)
Black And Brown Wire Negative(-)
- * Weight : 140g (4.94 oz)

P & Q CURVE (AT RATED VOLTAGE)

MOUNTING PANEL CUTOUT



MODEL		Rated Voltage	Operating Voltage Range	Input Current	Input Power	Speed (Front / Rear)	Maximum Air Flow		Maximum Air Pressure		Noise
PART NO.	FUNCTION	VDC	VDC	Amp	Watt	R.P.M.	m ³ /min	CFM	mmH ₂ O	IN H ₂ O	dB-A
GFB0612UHE	-R00 / -F00	12	7.0 to 13.2	1.60	19.20	13000 / 10900	1.756	62.01	52.77	2.078	68.0

* Function type is optional.
 * The max. air flow and the speed are measured in free air ; max. air pressure is measured at zero air flow.
 * Noise is measured in anechoic chamber in free air, one meter from intake side.
 * All readings are typical values at rated voltage.
 * Specifications are subject to change without notice.